

Gutenbergstr. 2  
85737 Ismaning

Tel: +49 (0)89 - 9230683-20  
Fax: +49 (0)89 - 9230683-11

## Installation Guide



( Status 18.05.2012 / Version 1.1.2)

## Changelog

Version	Description & Changes	Date
1.0.0	<p>The names of the function implementing the hook_payment_method() has been changed.</p> <p>For example: The uc_novalnet_pre() and uc_novalnet_pre_payment_method() in the file uc_novalnet_pre.module in the previous version has been changed to uc_payment_method_novalnet_pre() and uc_novalnet_pre_uc_payment_method().</p> <p>So our payment module has been changed accordingly adapting the ubercart version 3.0</p>	04.10.2011
1.1.0	<p>(1) In the module File for Credit card , Direct Debit German , Direct Debit Austria , Credit Card 3D Secure The Empty Field Validation have been moved to case 'Cart-review' From 'Cart-process' to avoid undefined index error when template value changes.</p> <p>(2) Error Statement Has been adopted with utf8_encode function.</p>	07.10.2011
1.1.1	Novalnet Paypal Module has been Added to the Package.	14.10.2011
1.1.2	Language File Changes and removed symbols which are sent in mail.	18.05.2012

## Table Of Contents

Changelog .....	2
Freeware-License Agreement .....	4
Regarding this document .....	6
Prerequisite .....	7
Steps Of Installation .....	8
Explanation Table .....	13
Test Bank Data.....	14
<i>German Details for Tests .....</i>	<i>14</i>
<i>Austria Details for Tests.....</i>	<i>14</i>
<i>Credit Card Details for Tests .....</i>	<i>14</i>
<i>Novalnet PayPal Details for Tests.....</i>	<i>15</i>
Imprintand Contact .....	15

## Freeware-License Agreement

### Preamble:

The following agreement governs the rights and responsibilities between you (the "Partner") and the Novalnet AG ("Novalnet") in relation to the cost-free software solutions Service and Support provided by Novalnet, by connecting your e-commerce systems to the payment platform of Novalnet. Services, which Novalnet offers in accordance with a service contract to its partners, are not affected explicitly by this agreement. From this particular agreement, is not explicitly affected the services Novalnet under the contract between the parties to the service contract partners are providing. By installing and using the software, you automatically confirm that you have read this freeware license agreement and agree with it. If you do not agree to these conditions, as a partner, please do not install and use the software.

### License

Novalnet grants you a non-exclusive, free of charge right of usage on the payment modules provided by novalnet free of charge and all further modules Novalnet publishes elsewhere whose duration is limited to the duration of the service contract between the parties involved. According to the license agreement, you may install the software on one or more computers and use them. The license for the software is free. The partner agrees to the usage of the payment modules and / or parts of modules exclusively for the Novalnet-provided services, mentioned under the Treaty/agreement. The partner is not entitled to any technical support of any kind from Novalnet. Novalnet is therefore not obliged to ensure the maintenance or revision or development of the software.

### Copyright

All title, ownership rights and intellectual property rights to and from the Software, as well as all copies of the software, and any related documentation, are the property of Novalnet ([www.novalnet.de](http://www.novalnet.de)). All rights are reserved. Novalnet reserves legal measures in case of a breach of this Agreement.

### Guarantee and Liability

The Payment modules will be explicitly made available "as they are defined". For the correct functioning of the payment modules and / or parts of the payment modules, Novalnet does not provide guarantee. Similarly Novalnet assumes no liability for damages and / or consequential damages, directly or indirectly which can be associated with the use of Novalnet cost-free payment modules, unless the damage is intentional or through gross negligence. Not part of this disclaimer agreement, is damage caused from injury to life or health.

### Legal claims and severability clause

The laws of the Federal Republic of Germany will be applicable. The place for court of law or going to court will be Munich. Should any present or future provision of the Agreement, in whole or in part, become invalid, for reasons other than the § § 305-310 of the Civil Code (BGB), the validity of the remaining provisions of the agreement will not be affected. The parties shall replace the ineffective, invalid or unenforceable provision by a valid one that will be void in its legal and economic substance, of the ineffective or not feasible provision, and also in compliance with the overall purpose of the agreement. The same applies, if after the conclusion of the agreement, there are gaps or loopholes found in the agreement. The provision of § 139 BGB (severability) is totally excluded.

If you need further information, kindly contact our Technical service Team:

Novalnet AG  
Tel.: +49 (0)89 9230683-20  
Fax: +49(0)89 9230683-11  
E-Mail: [technic@novalnet.de](mailto:technic@novalnet.de)

This document has been made with utmost care and relative coordination. Due to the highly dynamic nature of the internet market as well as the general market, Novalnet strives to keep its services up to date with the current norms of the industry. If there are any deviations between this document and your current version, kindly download the latest version from our company website.

If you do notice some errors, which can lead to a misunderstanding, kindly send us a brief E-Mail with your comments and feedback to:

[sales@novalnet.de](mailto:sales@novalnet.de)

We are very grateful for your feedback, and would verify your comments and make necessary changes. The following document is protected by copyright together with all subordinated sections. The use of single passages or even a use in extracts is prohibited without written approval of the Novalnet AG. Any disregard is considered a violation of our copyrights.

## Regarding this document

### Explanation of all Instructions:

In this document there are two types of Instructions:

Instructions, those give you useful information, but are not that sensitive or urgent in their nature. These instructions will be marked with the following symbol

---

 Please Note, ...

---

Instructions, those you must follow; Otherwise it would lead to major functional errors. These instructions will be marked with the following symbol.

---

 Kindly take major note of this, ...

---

## Prerequisite

In order to avail a copy of the most recent update of the Ubercart\_7.x Module, you need an account set up in the Novalnet CRM tool. In case you do not have an account already, kindly contact us at +49 (0)89 – 9230 683-20. This way, we can set up a test account in our system which will then be accessible for you. All the necessary information to configure your Ubercart\_7.x Module will be sent to you via Mail.

You are most welcome to visit our Homepage <http://novalnet.de/de/shops.html>; which also provides you a link to our “Demo Shop”.



The screenshot shows the Novalnet AG website. The header includes the company logo, language options (German, English), a Merchant Login link, and a search bar. A navigation menu contains links for PRODUCTS, SHOP /CMS SYSTEMS, TECHNOLOGY, PARTNERS, REFERENCES, PRESS & NEWS, ABOUT US, and CONTACT. The main content area is titled 'SHOP SYSTEMS' and describes the availability of cost-free payment modules for various online shop systems. Below this, the 'Übertcart Payment Module' is featured, including its logo, a description of its capabilities for Drupal-based e-commerce, and a call to action to contact the company for the current module. The description also mentions the current version (1.1.2) and compatibility with Ubercart Drupal-7.x - 3.0, along with a link to a demo shop.

Abb.1: Unterstützte Shopsysteme der Novalnet AG

## Steps Of Installation

Kindly undertake the following procedures in order to install the module by:

### Step 1:

Please do all the steps/changes mentioned on readme file.

### Step 2:

After the successful backend installations enter the URL eg: <http://ubercart3.novalnet.de/> and Admin username and password.



### Step 3 :

Click the menu-> “Module” and select check box to enable the “Novalnet Credit Card” Methods .

ENABLED	NAME	VERSION	DESCRIPTION	OPERATIONS
<input checked="" type="checkbox"/>	Novalnet Credit Card		Adds a Credit Card gateway for the Novalnet Payment Provider. Requires: Payment (enabled), Order (enabled), Store (enabled), Credit Card (enabled), Novalnet Payment Gateway (enabled), Cart (enabled), Product (enabled), Image (enabled), File (enabled), Field (enabled), Field SQL storage (enabled)	
<input checked="" type="checkbox"/>	Novalnet Credit Card 3D Secure	7.x-3.0-beta4	Adds the Novalnet Credit Card 3D Secure payment method. Requires: Payment (enabled), Order (enabled), Store (enabled), Novalnet Payment Gateway (enabled), Cart (enabled), Product (enabled), Image (enabled), File (enabled), Field (enabled), Field SQL storage (enabled)	
<input checked="" type="checkbox"/>	Novalnet Credit Card PCI	7.x-3.0-beta4	Adds the Novalnet Credit Card PCI payment method. Requires: Payment (enabled), Order (enabled), Store (enabled), Novalnet Payment Gateway (enabled), Cart (enabled), Product (enabled), Image (enabled), File (enabled), Field (enabled), Field SQL storage (enabled)	
<input checked="" type="checkbox"/>	Novalnet Direct Debit Austria	7.x-3.0-beta4	Adds the Novalnet Direct Debit Austria payment method. Requires: Payment (enabled), Order (enabled), Store (enabled), Novalnet Payment Gateway (enabled), Cart (enabled), Product (enabled), Image (enabled), File (enabled), Field (enabled), Field SQL storage (enabled)	
<input checked="" type="checkbox"/>	Novalnet Direct Debit Austria PCI	7.x-3.0-beta4	Adds the Novalnet Direct Debit Austria PCI payment method. Requires: Payment (enabled), Order (enabled), Store (enabled), Novalnet Payment Gateway (enabled), Cart (enabled), Product (enabled), Image (enabled), File (enabled), Field (enabled), Field SQL storage (enabled)	
<input checked="" type="checkbox"/>	Novalnet Direct Debit German	7.x-3.0-beta4	Adds the Novalnet Direct Debit German payment method. Requires: Payment (enabled), Order (enabled), Store (enabled), Novalnet Payment Gateway (enabled), Cart (enabled), Product (enabled), Image (enabled), File (enabled), Field (enabled), Field SQL storage (enabled)	

### Step 4:

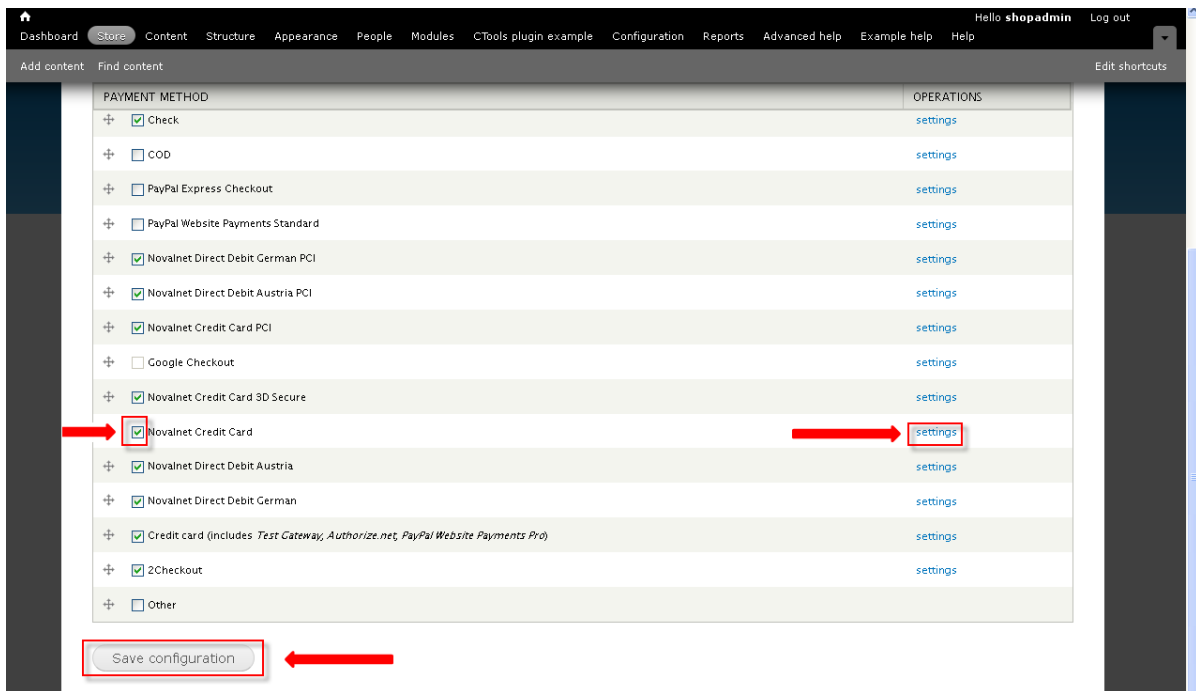
Click on “Store” from main menu. Scroll down and select “Configuration” box and select the “payment settings” link to view available payment module.

**CONFIGURATION**

- Cart Links settings  
Configure and craft special product add to Cart Links.
- Cart settings  
Configure the cart settings.
- Catalog settings  
Configure the catalog settings.
- Checkout settings  
Configure the checkout settings.
- Country settings  
Configure countries and address formats.
- Novalnet settings  
Novalnet settings
- Order settings  
Configure the order settings.
- Payment settings**  
Configure payment methods.
- Product settings  
Configure product settings.
- Shipping quote settings  
Configure shipping quotes.

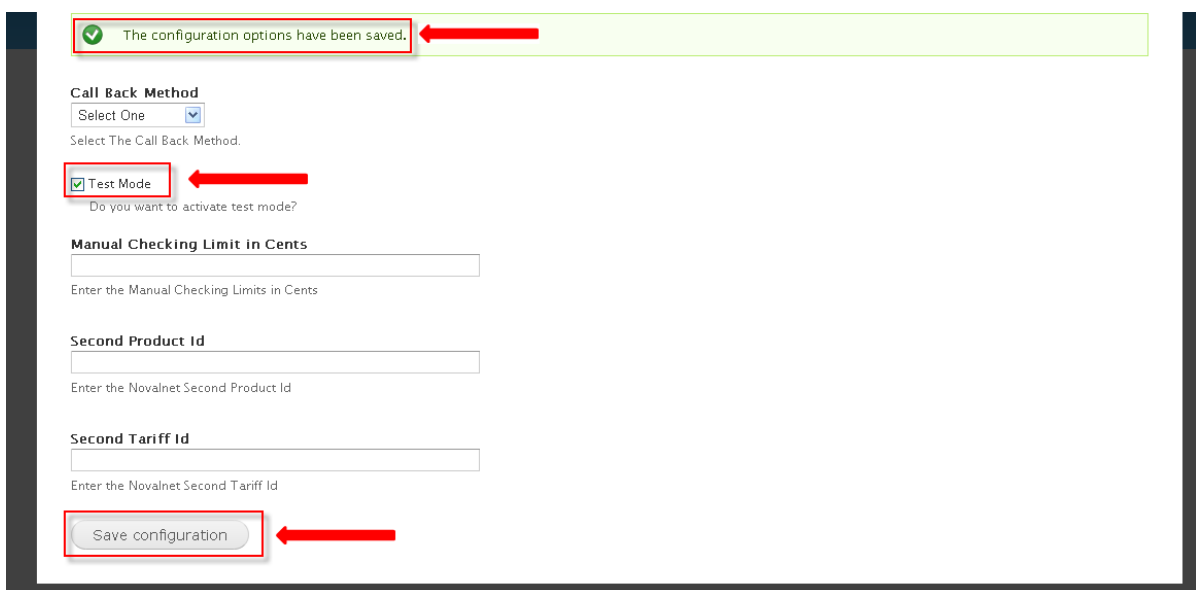
## Step 5:

Enable check box of the “Payment methods” and select “Settings” .



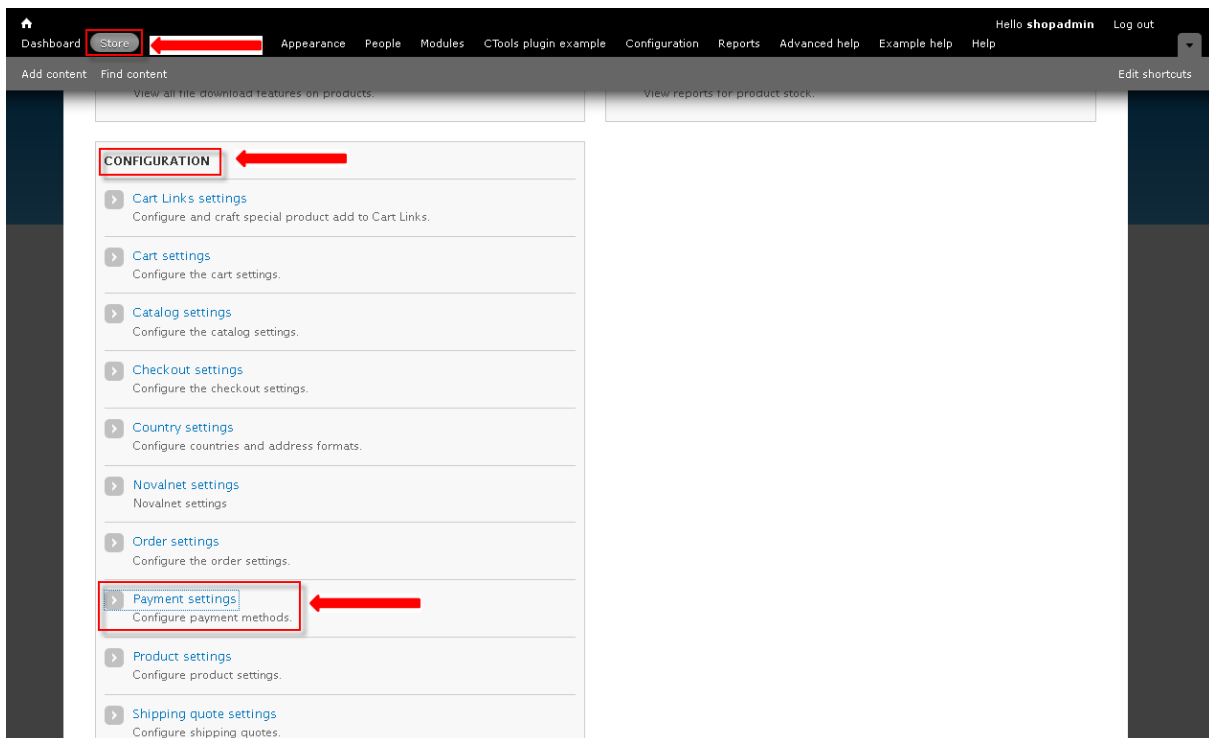
## Step 5:

Enable the “Test Mode” and Select the “Save configuration”, notification about updation will be at the top left corner.



## Step 6:

Again click on **"Store"** from main menu. Scroll down and select **"Configuration"** box and select the **"payment settings"** link to enter the configuration values.



## Step 7:

Enter the Novalnet payment configuration data (Refer Page No: 14 'Explanation Table'). Click the **"Save Configuration"**, notification about your updation will be at the top left corner.

☒ The configuration options have been saved.

The path for the Novalnet handler script to return payment status is automatically set to `http://localhost/drupalubercart/uc_novalnet/return`

**Novalnet vendor id**  
4

**Novalnet authority code**  
JyEtHUjbbHNJwVztW6JraflMHQvici

**Novalnet tariff id**  
127

**Novalnet product id**  
13

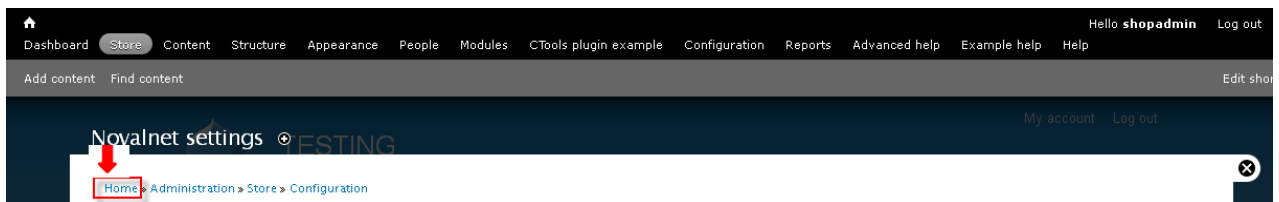
☒ TEST MODE (Do you want to test Novalnet Credit Card module with TEST MODE?)

**Novalnet CURL Timeout**  
360

**Save configuration**

#### Step 8:

Now your payment method is successfully updated. Click "Home" for adding the "shopping cart".



Now you've successfully installed Novalnet Payment modules on your shop.

#### Step 9:

Repeat the **Step 3 to Step 7**, again for adding all the payment types which are listed below.

- |                                      |                                   |
|--------------------------------------|-----------------------------------|
| 1) Novalnet Credit Card 3D Secure    | 6) Novalnet Austrian PCI Standard |
| 2) Novalnet Credit Card PCI Standard | 7) Novalnet Invoice payment       |
| 3) Novalnet German Direct Debit      | 8) Novalnet Prepayment            |
| 4) Novalnet German PCI Standard      | 9) Novalnet Instant Bank Transfer |
| 5) Novalnet Austrian Direct Debit    | 10) Novalnet Telephone Method     |

#### Step 10:

The installed payment module will be listed on your web shop like below in Check out page.

**NOVALNET .AG Credit Card PCI**

☒ **NOVALNET .AG Credit Card**

☐ NOVALNET .AG Credit Card 3D Secure

☐ NOVALNET .AG Direct Debit Austria

☐ NOVALNET .AG Direct Debit German

☐ NOVALNET .AG Direct Debit Austria PCI

☐ Credit card on a secure server:

**2CO**

**Credit Card Holder**

**Credit Card No**

**Exp Month**

January

**Exp Year**

2011

**CVV/CVC**

## Explanation Table

Field	Example	Exalanation
Novalnet Merchant ID	4	Vendor-ID (Will be sent to you via Mail)
Novalnet authcode	JyEtHUjjbHNJwVztW6JrafIMHQvici	Authentication Code (Will be sent to you via Mail)
Novalnet product ID	13	Product-ID (Will be sent to you via Mail)
Novalnet tariff ID	127	Tariff-ID (Will be sent to you via Mail)
Novalnet manual Check Limit (in Cents)	199	Here you can set the highest amount, that end customer would be able to purchase for on your shop
Novalnet Second Product ID	14	In case you have a second website or a product for your account in your Novalnet Account (Will be sent to you via Mail )
Novalnet Second Tariff ID	128	Falls Sie weitere Angebote in Ihrem Account der Novalnet AG angelegt haben( wird Ihnen per Email mitgeteilt)
Novalnet ACDC	Yes	You can select, if you want to verify the customer data and check for any entry on various Blacklists Checks. This Check then needs to be also activated in the Novalnet Admin.
Test Mode	Yes	Testmode / yes= no real Transactions Testmode / no = You are „LIVE“ Real Transactions will be processed

## Test Bank Data

In order to test the various payment types, we provide you the following Test Bank data.

In order to test the various payment types, we are providing you with the following test bank data. Kindly only use this test data; otherwise there will be real transactions which will be processed by your credit card acquirer.


---

Kindly note, that all such test transactions will be deactivated or cancelled at midnight. Test bookings will be cancelled and deleted from your admin at midnight automatically. Test bookings will not be sent to the credit card acquirer for further processing.

---

As soon as you have completed testing your payment types, kindly write an e-mail to [sales@novalnet.de](mailto:sales@novalnet.de); so we can switch you to "Live" Mode. Only then, real transactions will be made possible from your account.

---

 Kindly please note, that also in the Uebercart\_7.x Module, you would need to change the settings and turn your Shop to Live Modus.(See Step of Installation Packet 9)

---

### Direct Debit For Germany

Bank A/c No : 2411761956  
Bank Code : 30020900

### Direct Debit For Austria

Bank A/c No : 028121956  
Bank Code : 15090

### Credit Card

Credit Card No.: 4200000000000000 (14 x 0)  
The expiry date must be any date of the future  
CVC : 123

### Credit Card 3D Secure

Credit Card No.: 4200000000000000 (14 x 0)  
CVC : 123  
The expiry date must be any date of the future  
Password : tc70174 (If you are requested to enter a password while testing)

### Online Transfer (Sofortüisung)

Password : a87ff679a2f3e71d9181a67b7542122c  
Bank Code (if you are asked to enter it on processing your test transaction): 88888888 (8 x 8)  
Every further entry is arbitrary

## Novalnet PayPal

(1) These data are to be entered in the admin area like vendor\_id, etc.

The test\_mode must be set to true/1:

Password : a87ff679a2f3e71d9181a67b7542122c  
Test API-Data  
API-Username : jz\_1287157817\_biz\_api1.novalnet.de  
API-Password : VWALBMU5W6P9WBRC  
API-Signatur : AFcWxV21C7fd0v3bYYRCpSSRI31AWcKRxnHYdbSH9iWi003HSPk9Ueh

(2) Login then into sandbox by using the following login details:

Website: <https://developer.paypal.com/>  
Login : jz@novalnet.de  
Password : novalnet

(3) Test username and password if you are requested to enter them after redirecting to pPayPal payment page:

Username : test\_1308209838\_pre@novalnet.de  
Password : novalnet123

**Note :** Sandbox login is a must before testing novalnet paypal!

**Important remark concerning online transfer:** Even, if you find yourself in Test Mode, kindly only use the bank code (BLZ) 8888888 (no other personal account), in order to avoid a real transaction to be processed. This is due to the implementation by the vendor company PAYMENT NETWORK AG. Online Transfer transactions are only available in EURO.

## Imprint and Contact

Alle Tipps und News zur Novalnet finden Sie auf



[www.twitter.com/novalnet](https://www.twitter.com/novalnet)

Werden Sie Fan von Novalnet auf Facebook



[www.facebook.com/novalnet](https://www.facebook.com/novalnet)

Vernetzen Sie sich mit uns auf Xing



[www.xing.com/companies/novalnetag](https://www.xing.com/companies/novalnetag)

Novalnet AG  
Finanzdienstleistungsinstitut (BA)  
Gutenbergstr. 2  
85737 Ismaning  
Deutschland

Sitz der Gesellschaft: Ismaning  
Handelsregister München: HRB 167381  
USt-IdNr: DE 254954139  
Vorstand/CEO: Dixon Raj Daniel  
Aufsichtsratsvorsitzender: Frank Haussmann

<http://www.novalnet.de>

Tel.: +49 (0)89 - 92 30 683 -20

Fax: +49 (0)89 - 92 30 683 -11